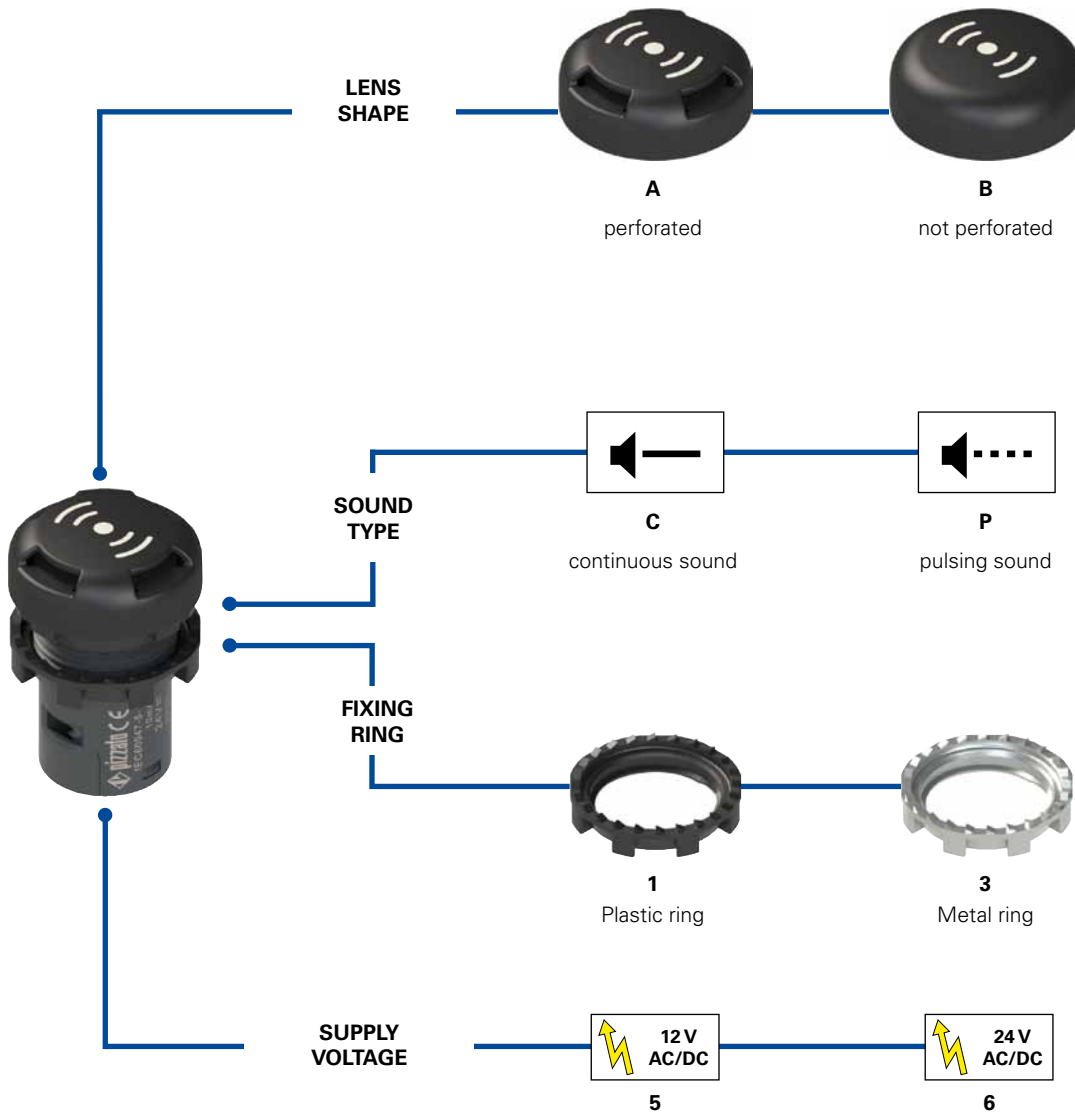


Selection diagram



Code structure

**Attention!** The feasibility of a code number does not mean the effective availability of a product. Please contact our sales office.

**E6 1IS6A1CV1B**

Fixing ring and shaped ring		Sound type	
<b>1</b>	Plastic ring	<b>C</b>	continuous sound
<b>2</b>	Plastic fixing ring and shaped ring	<b>P</b>	pulsing sound
<b>3</b>	Metal ring		
<b>4</b>	Metal fixing ring and shaped ring		

Supply voltage		Lens shape	
<b>5</b>	12 Vac/dc	<b>A</b>	perforated
<b>6</b>	24 Vac/dc	<b>B</b>	not perforated



- Main features**
- Buzzer fully integrated in a reduced-size monolithic body
  - Protection degree up to IP67 and IP69K
  - Continuous sound and pulsed sound versions
  - High sound intensity
  - 12 Vac/dc or 24 Vac/dc versions

**Quality marks:**



UL approval: E131787  
 EAC approval: RU C-IT ДМ94.В.01024

**Technical data**

**General data**

Protection degree:  
 Version with perforated lens: IP40 acc. to EN 60529  
 Version with perforation-free lens: IP67 acc. to EN 60529  
 IP69K acc. to ISO 20653 (with shaped ring VE GP12H1A or plate holder VE PT32A00A0)

Ambient temperature: -20 °C ... +70 °C  
 Tightening torque of the terminal screws: 0.8 ... 1 Nm  
 Tightening torque of the fixing ring: 2 ... 2.5 Nm  
 Utilization requirements: See page 139

**Electrical data**

Cable cross section: min 1 x 0.34 mm<sup>2</sup> (1 x AWG 22)  
 max. 2 x 1.5 mm<sup>2</sup> (2 x AWG 16)

Operating voltage U<sub>n</sub>: 12 Vac/dc or 24 Vac/dc  
 Supply voltage tolerance: ±15% of U<sub>n</sub>  
 Operating current: 10 mA  
 Level of sound intensity: 24 Vac/dc versions  
 90 dB at 10cm (perforated lens)  
 80 dB at 10cm (perforation-free lens)  
 12 Vac/dc versions  
 90 dB at 10cm (perforated lens)  
 70 dB at 10cm (perforation-free lens)

Frequency of intermittence (pulsed version): 0.6 Hz (0.8 s ON, 0.8 s OFF)

**In compliance with standards:**

IEC 60947-1, IEC 60947-5-1, IEC 60204-1, EN 60947-1, EN 60947-5-1, EN 60204-1, UL 508, CSA 22-2 No. 14.

**Compliance with the requirements of:**

Low Voltage Directive 2014/35/EU, EMC Directive 2014/30/EU.

**Features approved by UL**

Ratings: 12 V ac/dc or 24 V ac/dc (Supplied by class 2 or limited energy external power supply source)

- E6 xISxAxxxx "For Use on a Flat Surface of a Type 1"
- E6 xISxBxxxx "For Use on a Flat Surface of a Type 1, 4X, 12 and 13"

Wire range 16-22 AWG  
 The tightening torque of the Terminals Block is 0.8-1.0 Nm

**General data**

**Protection degrees IP67 and IP69K**

**IP69K**  
**IP67**

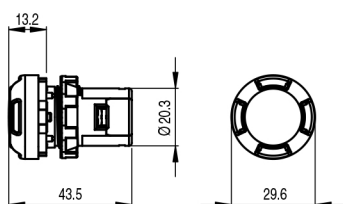
These devices are designed to be used in the toughest environmental conditions and they pass the IP67 immersion test acc. to EN 60529. They can therefore be used in all environments where maximum protection degree of the housing is required. Due to their special design, these devices are suitable for use in equipment subjected to cleaning with high pressure hot water jets. These devices meet the IP69K test requirements according to ISO 20653 (water jets with 100 bar and a 80°C).

**Integrated screw connection**

The shape of the type E6 sound indicator, though very compact, allows the integration on the device of all components for proper installation and functioning. All that is required is to wire the device by means of its screw terminals in a quick and intuitive way. There is no need to install further components.



**Dimensions**







The E6 buzzer combines compact external dimensions with a high sound intensity, in particular in the versions with perforated lens. This characteristic makes the signalling clearly noticeable, even at a distance and in noisy environments.

All measures in the drawings are in mm

**Two sound types**

▶ To diversify the type of indication provided, there are two different types of acoustic warning available: continuous sound or pulsing sound.

**Selection table**

Lens shape	Sound type and supply voltage			
	continuous sound 	24 Vac/dc	pulsing sound 	24 Vac/dc
perforated 	E6 1IS5A1CV1B	E6 1IS6A1CV1B	E6 1IS5A1PV1B	E6 1IS6A1PV1B
not perforated 	E6 1IS5B1CV1B	E6 1IS6B1CV1B	E6 1IS5B1PV1B	E6 1IS6B1PV1B

**Minimum distances for installation**

